

Connect with Your Benefits on MySmile[®]

MySmile offers free, easy-to-use tools that make navigating your Delta Dental benefits a whole lot simpler. You can securely:

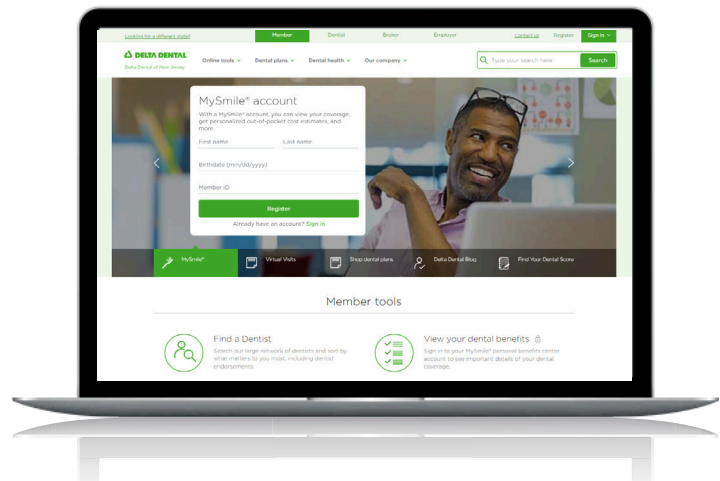
- View your coverage details
- Check your dental claims
- View and print your ID card
- Review your treatment history
- Find the right dentist for you
- Get accurate estimates and more

There are two easy ways to register on MySmile:


From your computer using the MySmile registration webpage, or from your smartphone using the Delta Dental mobil app.

Register by Visiting our Webpage

- 1 Visit DeltaDentalCT.com and click “Register” on the top right corner of the website.
- 2 Choose if you’re a subscriber or dependent, and select “Continue” at the bottom of the page.
- 3 Enter your name, member ID, and birthdate, and select “Continue.”
- 4 Create a user name and password when prompted. Read and check the box to “Agree to Terms of Use” for our website. Click “Continue,” and you should receive a verification code within five minutes, but no longer than 24 hours.
- 5 Enter the code, and click “Continue.”
- 6 You now will be able to access your account using your newly created username and password!




The subscriber and any adult dependents on the plan can create their account with or without an ID number.



Register by Downloading our App

- 1 Open the Delta Dental App and click "Register."
- 2 Enter your name, member ID number, birthdate, and zip code.
- 3 Click "Register" at the bottom of the screen.
- 4 Your information will be verified.
- 5 Create a user name and password, enter your email address and mobile phone number, and select a challenge question/answer.
- 6 Click "Register user" at the bottom right of the screen.
- 7 Read and check the box to "Agree to Terms of Use" for our app.
- 8 You will be able to access your account using your newly created user name and password!



Questions about MySmile?

Call 800-452-9310

